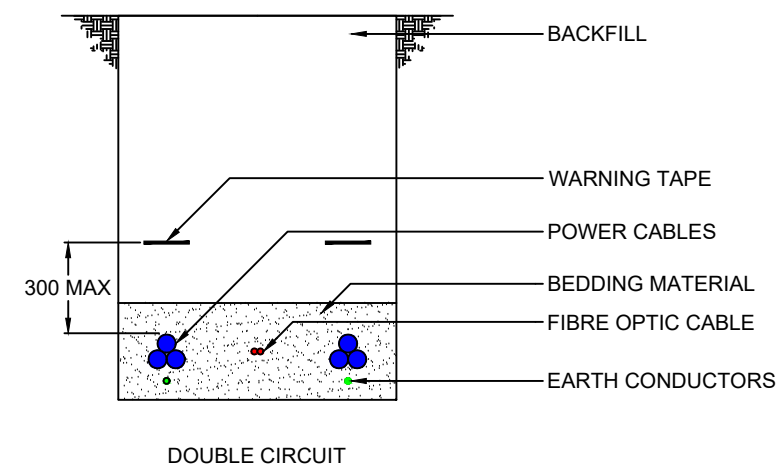
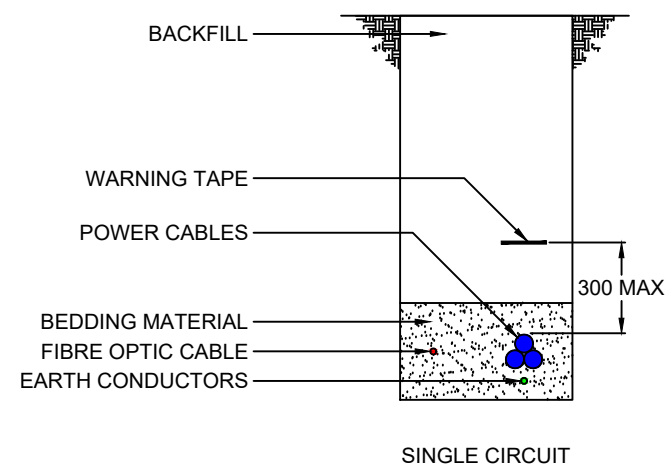


**BLAIR HILL
WIND FARM**

FIGURE 2.14

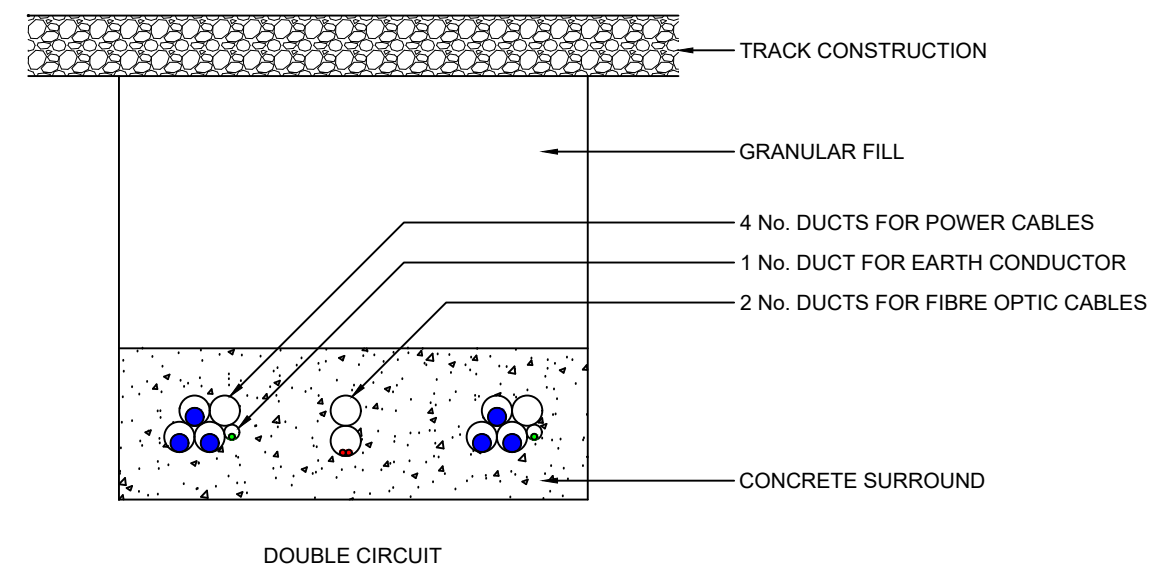
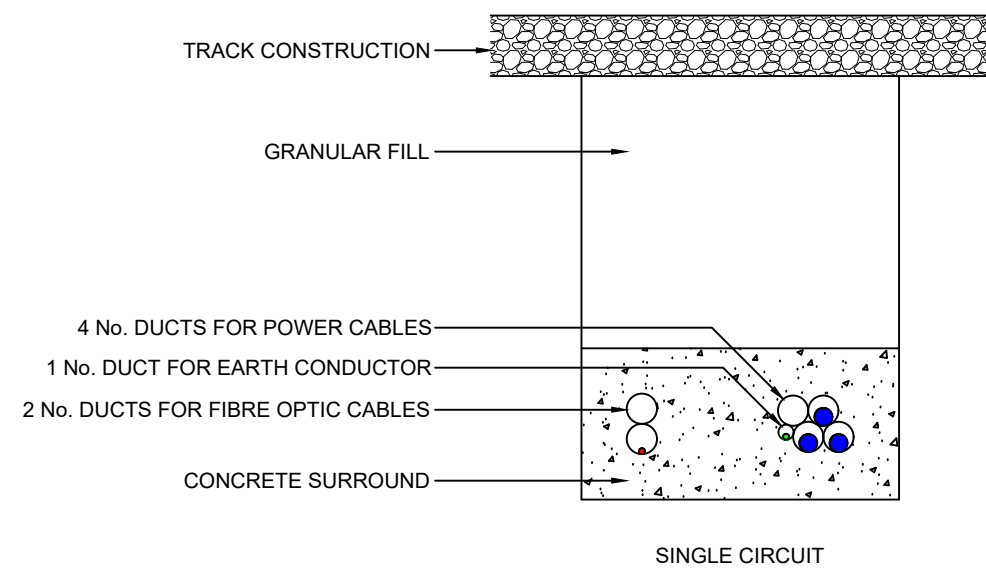
**TYPICAL CABLE
TRENCH DETAILS**



TYPICAL CABLE TRENCHES

NOTES

1. THIS DRAWING IS INDICATIVE ONLY AND IS SUBJECT TO CHANGE AT THE DETAILED DESIGN STAGE.
2. ALL DIMENSIONS IN mm.
3. CABLES MAY BE INSTALLED BY CABLE PLOUGH FOR DISTANCES GREATER THAN 1km.



TYPICAL TRACK CROSSINGS

LAYOUT DWG	N/A	T-LAYOUT NO.	N/A
------------	-----	--------------	-----

DRAWING NUMBER	04991-RES-CBL-DR-EE-001	REV	1
----------------	-------------------------	-----	---

SCALE - AS SHOWN @ A3

**ENVIRONMENTAL IMPACT
ASSESSMENT REPORT 2024**

THIS DRAWING IS THE PROPERTY OF RENEWABLE ENERGY SYSTEMS LTD. AND NO REPRODUCTION MAY BE MADE IN WHOLE OR IN PART WITHOUT PERMISSION



**BLAIR HILL
WIND FARM**

FIGURE 2.14

**TYPICAL CABLE
TRENCH DETAILS**

LAYOUT DWG	N/A	T-LAYOUT NO.	N/A
------------	-----	--------------	-----

DRAWING NUMBER	04991-RES-CBL-DR-EE-001	REV	1
----------------	-------------------------	-----	---

SCALE - AS SHOWN @ A3

**ENVIRONMENTAL STATEMENT
2024**

THIS DRAWING IS THE PROPERTY OF RENEWABLE ENERGY SYSTEMS LTD. AND NO REPRODUCTION MAY BE MADE IN WHOLE OR IN PART WITHOUT PERMISSION